

Elastic Geometrics

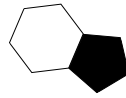
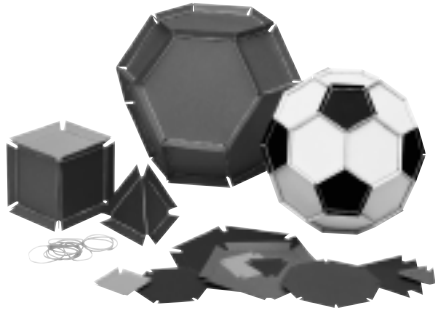


Figure A

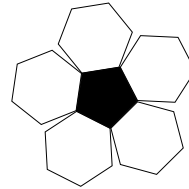


Figure B

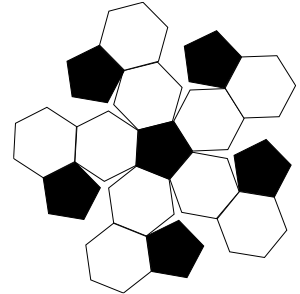


Figure C

Elastic Geometrics are specially designed for creating a variety of three-dimensional polyhedrons. Combine different 2-D shapes such as a Hexagon and Triangle to form unique polyhedra.

Each die-cut shape comes with a perforated tab to hold an elastic rubber band. Without the use of glue or tape, polyhedra may be taken apart, reassembled or reconfigured to create different polyhedrons.

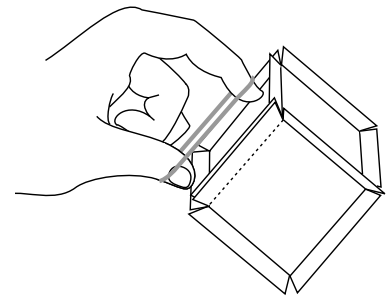
For long-lasting elastic polyhedrons, die-cut laminated cardstock.

Elastic Geometrics available:

- #15812 Hexagon/Triangle
- #15818 Square/Pentagon
- #15815 Octagon
- #17490 Golden Triangle
- #18113 Rectangle

Rubber Band size necessary:

- For XL Die Set use size 16 rubber bands
- For Large Die Set use size 10 rubber bands



● Begin with Simple Polyhedrons

Six Squares combine to make a cube. Four Triangles combine to make a pyramid.

● Move on to More Complicated Polyhedrons

The truncated octahedron (the shape in the middle of the photo above) is made from eight Hexagons and six Squares.

Create a Soccer Ball

For a dynamite math learning experience, have students make a soccer ball from 20 Hexagons and 12 Pentagons (follow instructions below).

1. Attach a white Hexagon to one side of a black Pentagon. Repeat 12 times (Figure A).
2. Attach white Hexagons to the remaining sides of the black Pentagon using two of the Hexagon/Pentagons created in step 1 (Figure B).
3. Attach a Hexagon/Pentagon to each Hexagon shown in Figure B. This forms half of a soccer ball (Figure C).
4. Repeat step 3 to create the second half of the soccer ball. Assemble the two halves to form a soccer ball.

- See Catalog or Ellison.com for complete listing of Elastic Geometric dies.